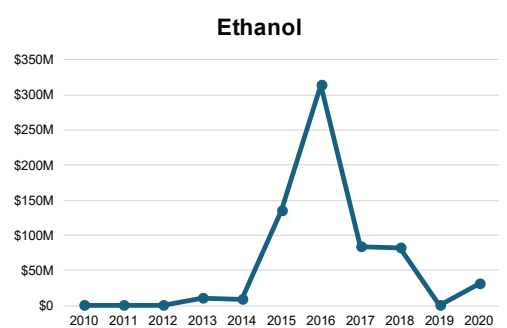
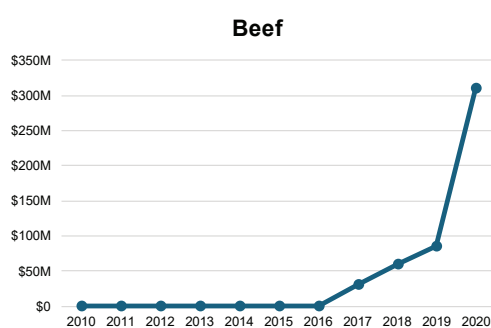
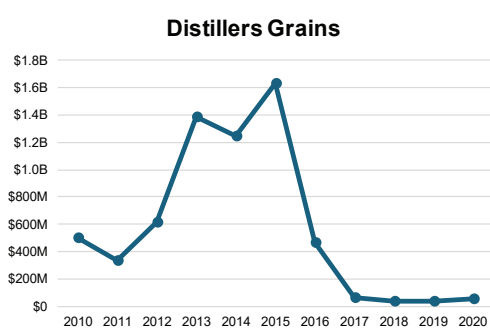
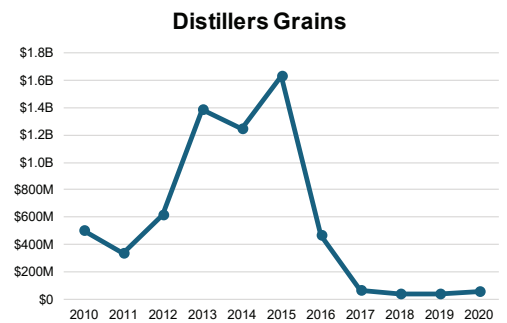
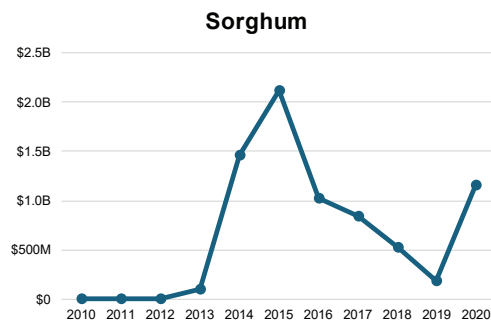
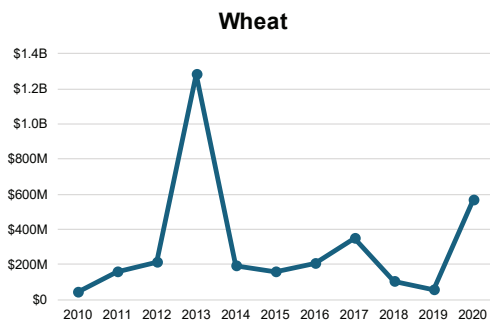
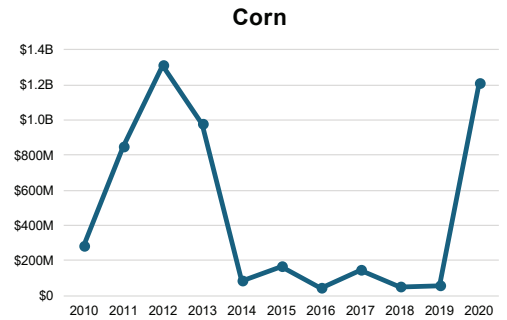
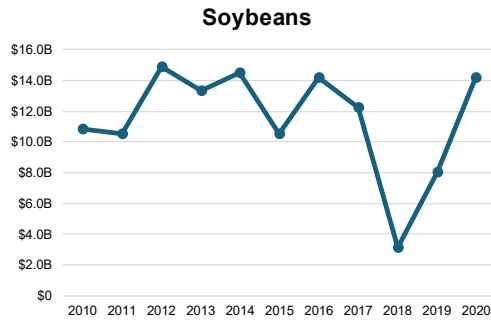
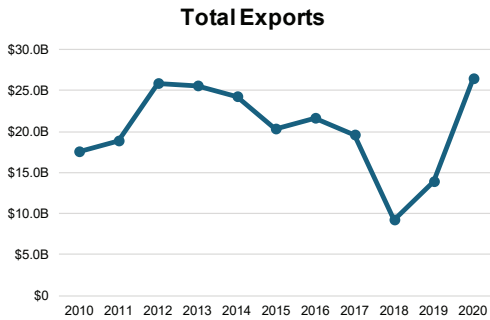


**2020 US EXPORTS TO CHINA: PROMISING EXPORT RECOVERY**



Source: USDA Global Agricultural Trade System

**NEBRASKA EXPORTS TO CHINA**

- 1 Soybeans & Soybeans Products**  
\$581.4 million (2019)
  - 2 Hides and Skins**  
\$75.9 million (2020)
  - 3 Pork**  
\$44.1 million (2020)
  - 4 Beef**  
\$42.3 million (2020)
  - 5 Pet Food**  
\$19.2 million (2020)
  - 6 Offal**  
\$15.6 million (2020)
  - 7 Distillers Grains**  
\$13.5 million (2020)
  - 8 Sorghum**  
\$7 million (2019)
  - 9 Corn**  
\$6.8 million (2019)
  - 10 Chicken**  
\$3.8 million (2020)
- Total Exports**  
\$746.4 million

Source: USDA Global Agricultural Trade System, USDA Economic Research Service

**NEB. EXPORTS TO HONG KONG**

- 1 Beef**  
\$85.9 million (2020)
  - 2 Offal**  
\$6.7 million (2020)
  - 3 Pork**  
\$4.6 million (2020)
  - 4 Pet Food**  
\$3.2 million (2020)
  - 5 Corn**  
\$0.9 million (2019)
- Total Exports**  
\$137.3 million

Source: USDA Global Agricultural Trade System, USDA Economic Research Service