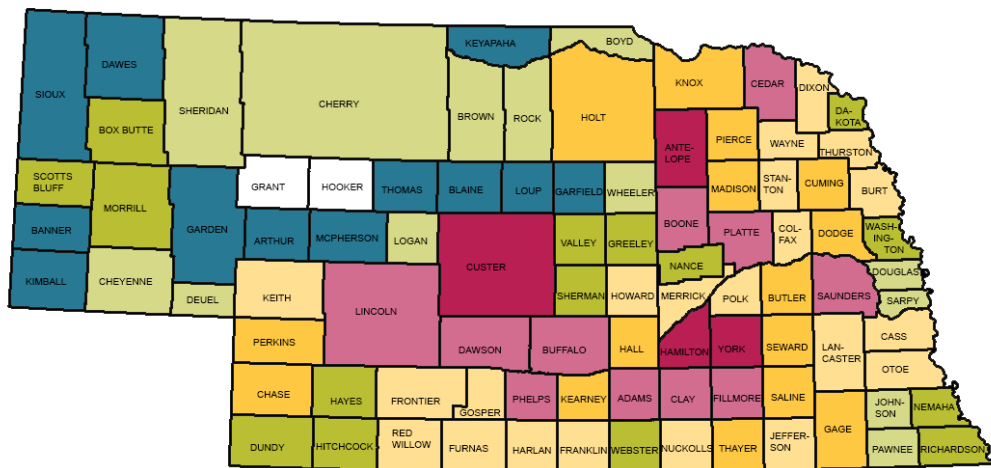
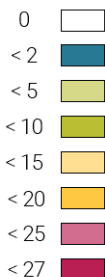


COUNTY EXPORT VALUE

Value of Corn Exports by County (in millions of dollars)



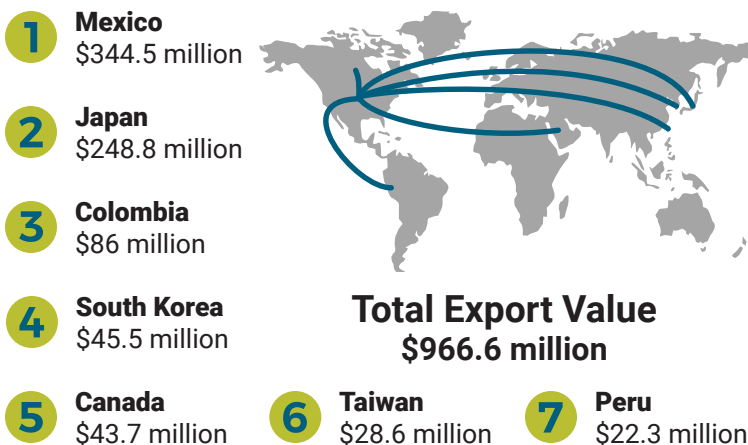
Source: USDA NASS

PRODUCTION STATS

Year	Area Harvested 1,000 Acres	Yield Bushels	Production 1,000 Bushels
2000	8,050	126	1,014,300
2005	8,250	154	1,270,500
2010	8,850	166	1,469,100
2015	9,150	185	1,692,750
2017	9,300	181	1,683,300
2018	9,310	192	1,787,520
2019	9,810	182	1,785,420

Source: USDA NASS

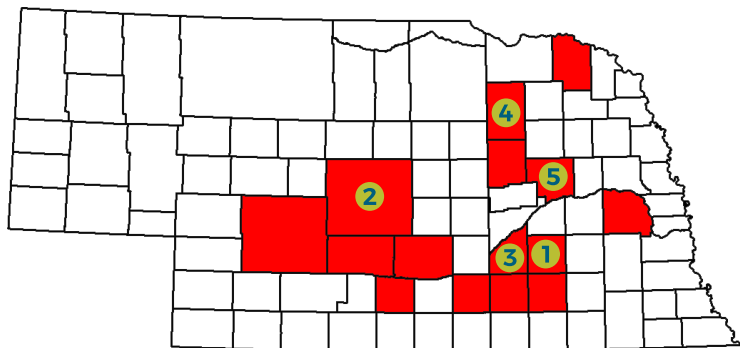
TOP EXPORT MARKETS



Total Export Value
\$966.6 million

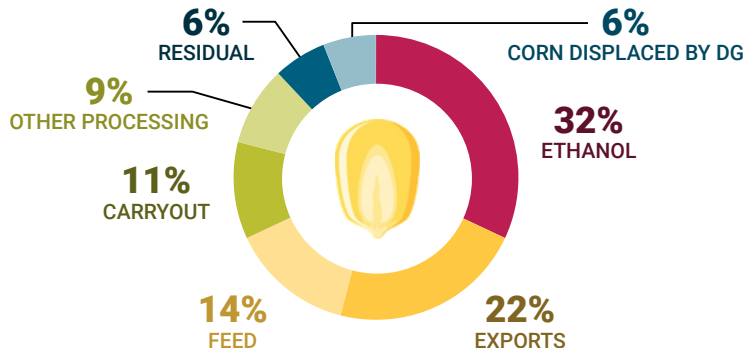
Source: USDA Foreign Ag Service

TOP COUNTIES - PRODUCTION



Source: USDA NASS

CORN USAGE



Source: Nebraska Corn Board