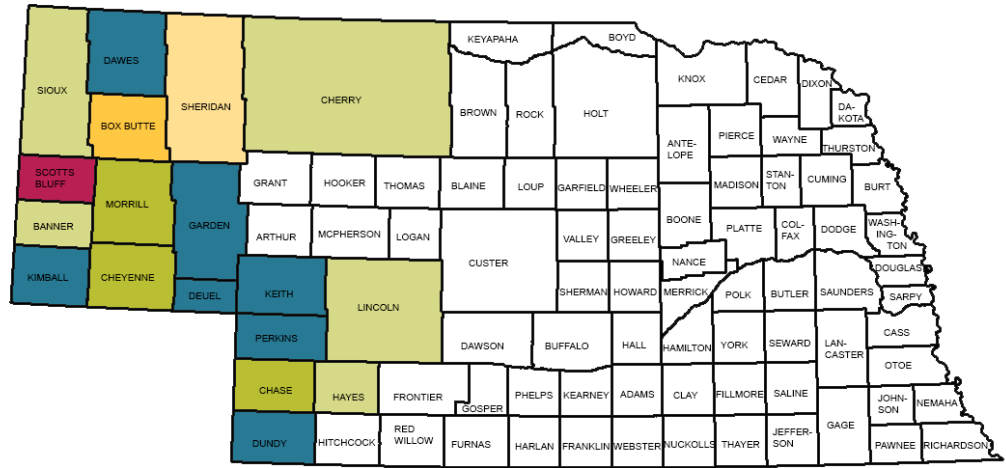


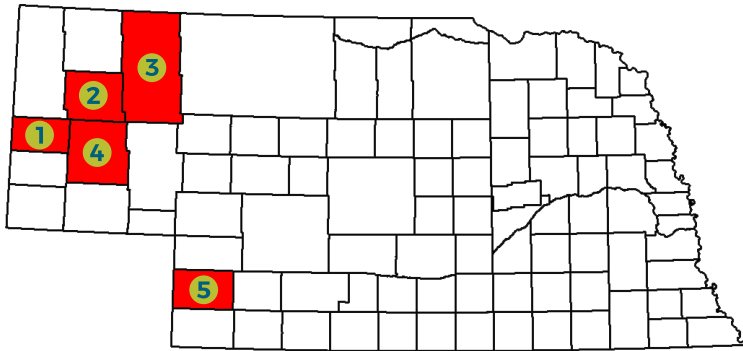
COUNTY EXPORT VALUE

Value of Dry Edible Bean Exports by County (in millions of dollars)



Source: USDA NASS, USDA Global Agricultural Trade System

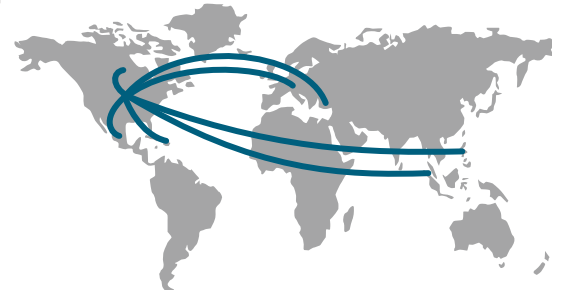
TOP 5 PRODUCTION COUNTIES



Source: USDA NASS

TOP EXPORT MARKETS

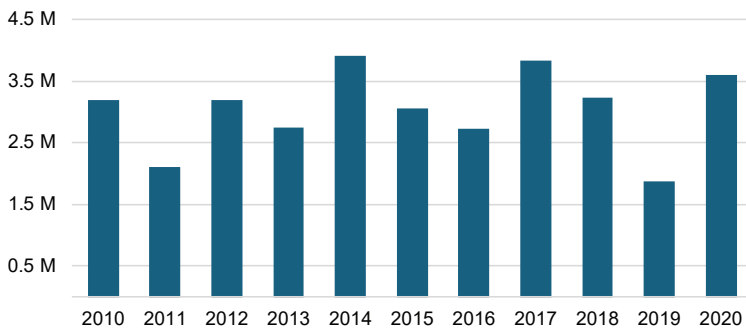
- 1 Dominican Republic**
\$5.4 million
- 2 Mexico**
\$3.7 million
- 3 Turkey**
\$2.6 million
- 4 Canada**
\$2.4 million
- 5 Philippines**
\$2.2 million
- 6 European Union**
\$1 million
- 7 Malaysia**
\$0.9 million



Total Export Value
\$23.7 million

Source: USDA Global Agricultural Trade System

PRODUCTION IN CWT



Source: USDA NASS

PRODUCTION RANKINGS



Source: USDA NASS