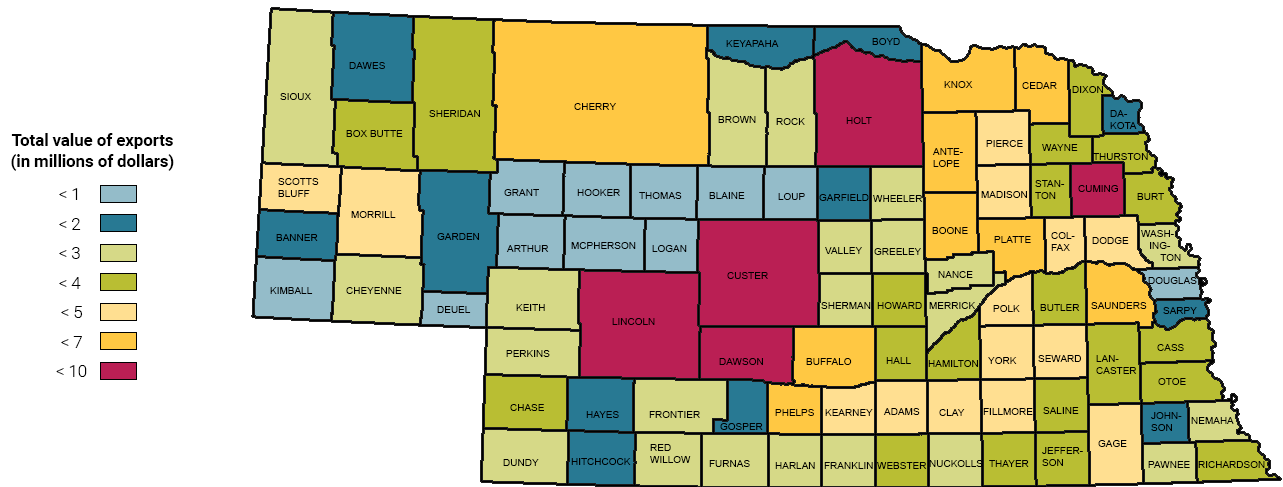


COUNTY EXPORT VALUES



Source: USDA NASS

TOP EXPORTS TO THE E.U.

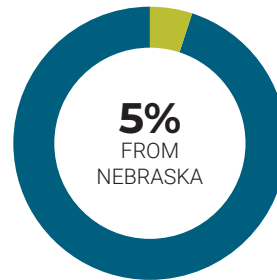
- 1 Beef** \$66.4 million
- 2 Vegetable Oils** \$62 million
- 3 Feeds and Fodders** \$12.8 million
- 4 Planting Seeds** \$3.5 million
- 5 Dextrins, Peptones and Protein** \$2.1 million
- 6 Soup** \$1.8 million
- 7 Hides and Skins** \$1.1 million

Total Exports
\$334 million
(2020)

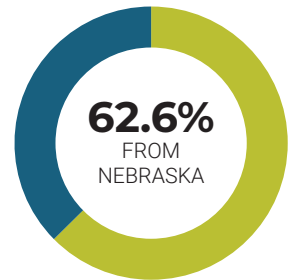
Source: USDA Global Agricultural Trade System, USDA Economic Research Service

SHARE OF U.S. BEEF EXPORTS

Nebraska's Share of U.S. Beef Exports to the E.U.



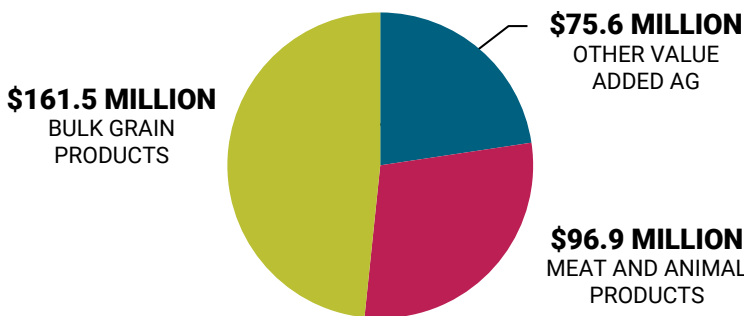
2005



2020

Source: USDA Foreign Agricultural Service

EXPORT CATEGORIES



Source: USDA Global Agricultural Trade System, USDA Economic Research Service

NEB. PRODUCTION RANKINGS

- 1 Commercial cattle slaughter** 7,091,600 head (2021)
- 2 Ethanol production** 2,296,000,000 gallons (2021)
- 2 Irrigated acreage** 8,588,389 acres (2020)
- 3 Corn production** 1,854,640,000 bushels (2021)
- 2 Cattle on feed** 2,820,000 head (Jan. 2022)
- 4 Soybean production** 350,910,000 bushels (2021)
- 2 All cattle and calves** 6,800,000 head (Jan. 2022)
- 6 Hogs and pigs** 3,600,000 head (Dec. 2021)

Source: USDA NASS