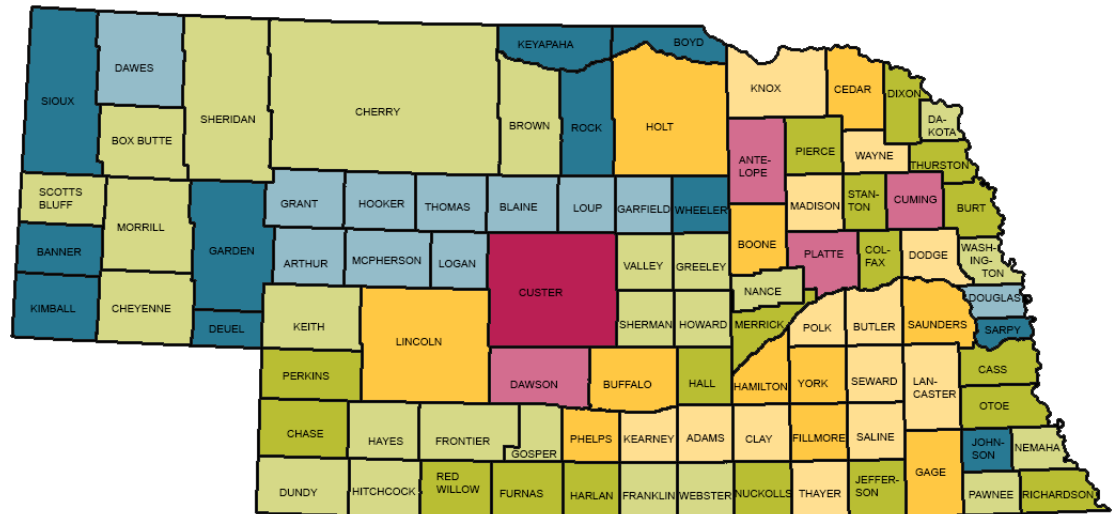
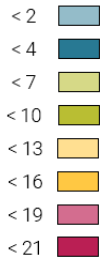


### COUNTY EXPORT VALUE

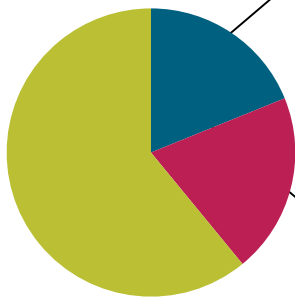
Total of value of exports  
(in millions of dollars)



Source: USDA Foreign Agricultural Service

### EXPORT CATEGORIES

**\$560.9 MILLION**  
BULK GRAIN  
PRODUCTS



**\$173.6 MILLION**  
OTHER VALUE  
ADDED AG

**\$186 MILLION**  
MEAT AND ANIMAL  
PRODUCTS

Source: Nebraska State Freight Plan

### TOP EXPORTS TO MEXICO

- 1 **Corn**  
\$344.5 million (2019)
- 2 **Soybeans and Soybean Products**  
\$190.6 million (2019)
- 3 **Sugars and Sweeteners**  
\$127.8 million (2020)
- 4 **Beef**  
\$123.7 million (2020)
- 5 **Wheat**  
\$19.6 million (2019)
- 6 **Distillers Grains**  
\$14.2 million (2020)
- 7 **Pork**  
\$8.3 million (2020)
- 8 **Animal Fats**  
\$4.7 million (2020)
- 9 **Dairy Products**  
\$4.1 million (2020)
- 10 **Offal**  
\$3.8 million (2020)

**Total Exports**  
\$920.5 million (2019)

Source: USDA Global Agricultural Trade System, USDA Economic Research Service

### MEXICO'S MARKET RANKINGS

- 1 Mexico is our **largest** export market for **corn, wheat, distillers grains, sugars and sweeteners, offal and animal fats.**
- 2 Mexico is our **2nd largest** export market for **all ag products, sorghum, soybeans and soybean products, dry edible beans, live animals, and prepared and processed foods.**

Source: USDA Global Agricultural Trade System, USDA Economic Research Service

### NEB. PRODUCTION RANKINGS

- 1 **Commercial cattle slaughter**  
6,982,000 head
- 1 **Irrigated Acreage**  
8,588,389 acres
- 2 **Cattle on feed**  
2,720,000 head
- 2 **All cattle and calves**  
6,850,000 head
- 2 **Ethanol production**  
2,176,000,000 gallons
- 3 **Corn Production**  
1,790,090,000 bushels
- 5 **Soybean Production**  
294,120,000 bushels
- 7 **Hogs and Pigs**  
3,650,000 head

Source: USDA NASS