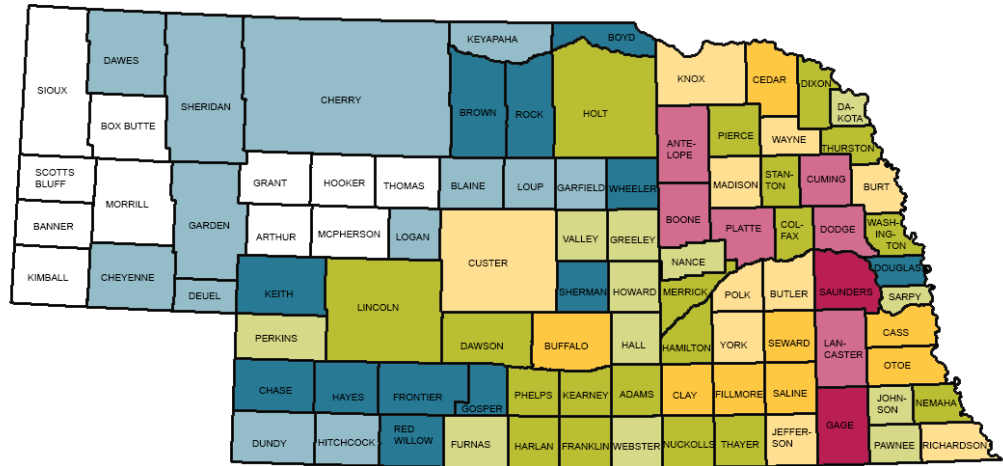
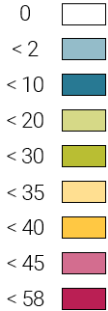


COUNTY EXPORT VALUE

Value of Soybean Exports by County (in millions of dollars)



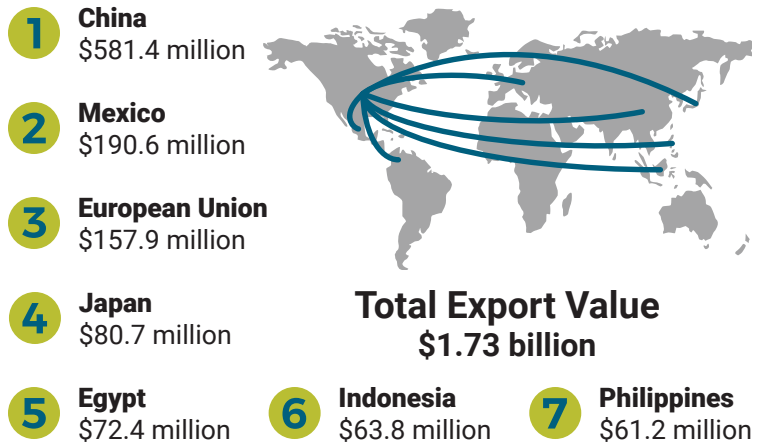
Source: USDA NASS

PRODUCTION STATS

Year	Area Harvested 1,000 Acres	Yield Bushels	Production 1,000 Bushels
2000	4,575	38	173,850
2005	4,660	50.5	235,330
2010	5,100	52.5	267,750
2015	5,270	58	305,660
2017	5,670	57.5	326,025
2018	5,650	59	333,350
2019	4,840	58.5	283,140

Source: USDA NASS

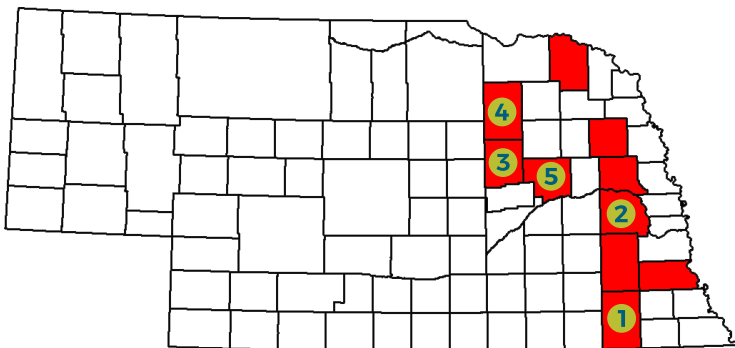
TOP EXPORT MARKETS



Total Export Value
\$1.73 billion

Source: USDA Foreign Ag Service

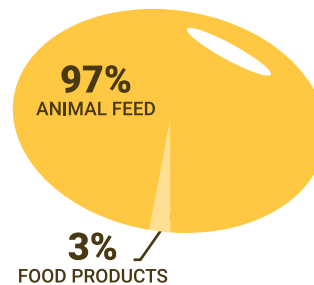
TOP COUNTIES - PRODUCTION



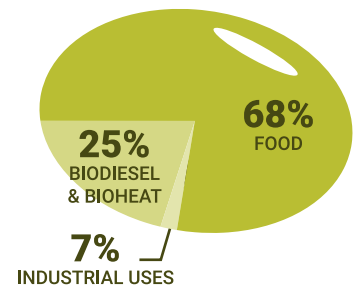
Source: USDA NASS

SOYBEANS ARE...

80% MEAL



20% OIL



Source: Nebraska Soybean Board