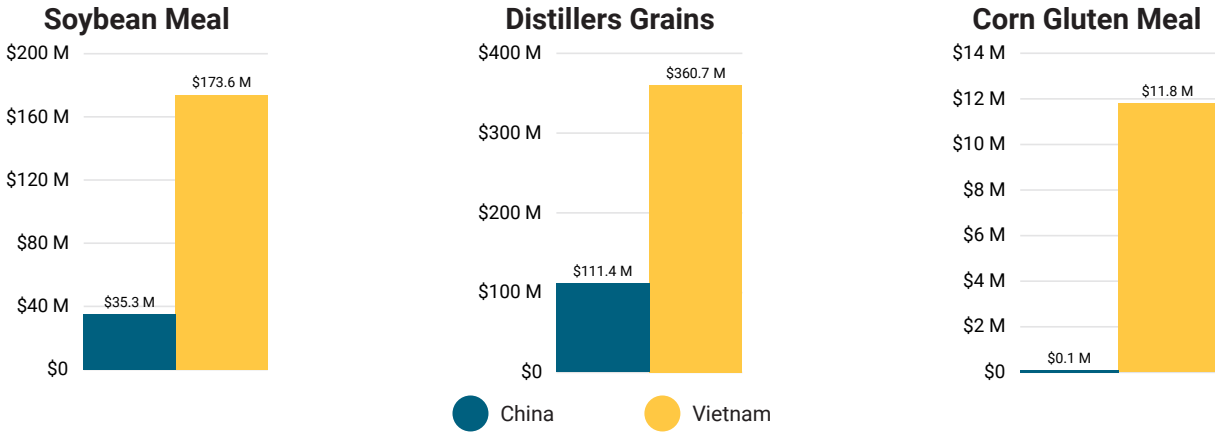


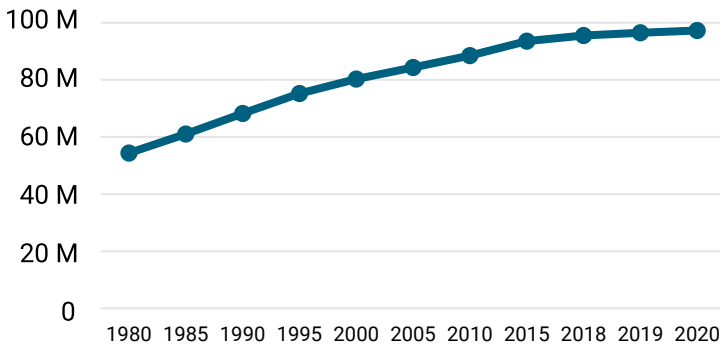
VIETNAM - A PROCESSED FEED IMPORTING POWERHOUSE

Vietnam buys more U.S. value added processed beef than China despite being 1/10 the size.



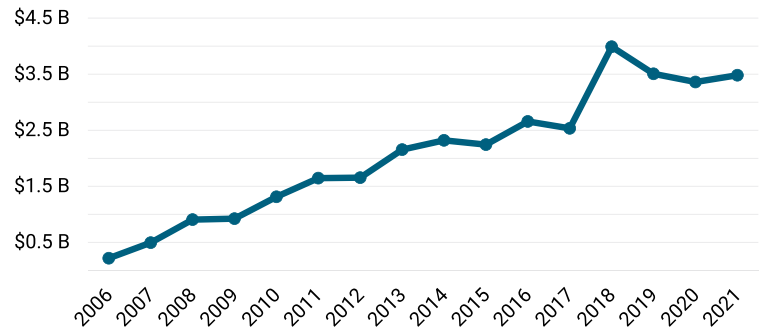
Source: USDA Global Agricultural Trade System

VIETNAM: POPULATION GROWTH



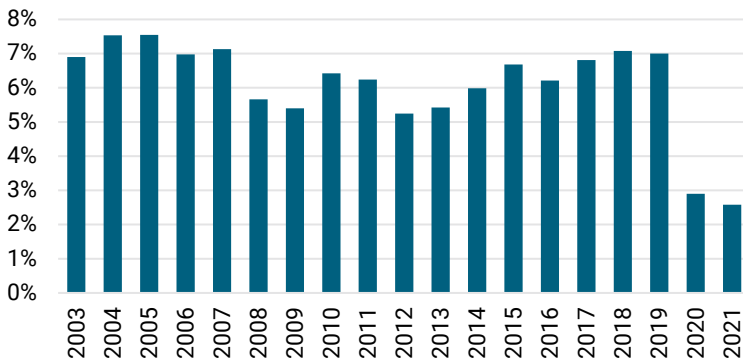
Source: World Bank

U.S. AG EXPORTS TO VIETNAM



Source: USDA Global Agricultural Trade System

VIETNAM'S GDP GROWTH



Source: World Bank

NEB. PRODUCTION RANKINGS

- 1** Commercial cattle slaughter
7,091,600 head (2021)
- 2** Ethanol production
2,296,000,000 gallons (2021)
- 2** Irrigated acreage
8,588,389 acres (2020)
- 3** Corn production
1,854,640,000 bushels (2021)
- 2** Cattle on feed
2,820,000 head (Jan. 2022)
- 4** Soybean production
350,910,000 bushels (2021)
- 2** All cattle and calves
6,800,000 head (Jan. 2022)
- 6** Hogs and pigs
3,600,000 head (Dec. 2021)

Source: USDA NASS