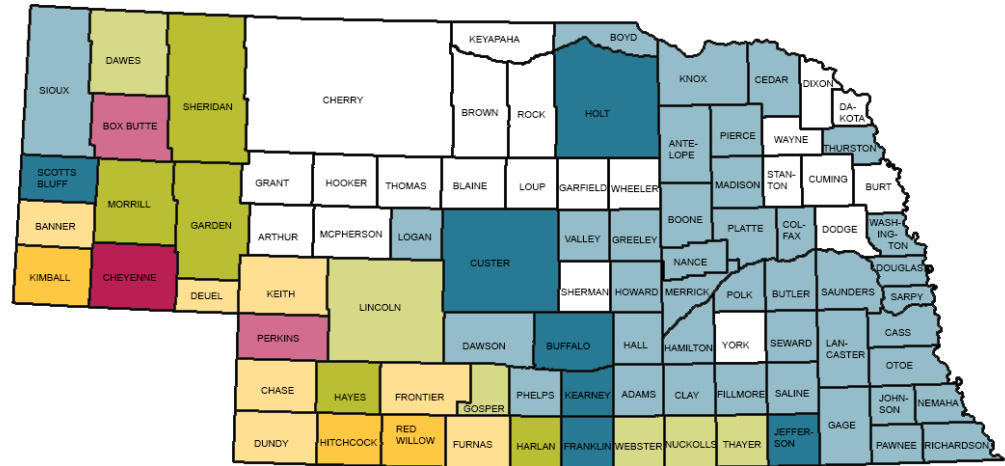
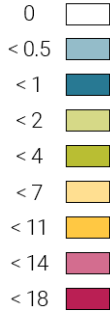


COUNTY EXPORT VALUE

Value of Wheat Exports by County (in millions of dollars)



Source: USDA NASS

PRODUCTION STATS

Year	Area Harvested 1,000 Acres	Yield Bushels	Production 1,000 Bushels
2000	1,650	36	59,400
2005	1,760	39	68,640
2010	1,490	43	64,070
2015	1,210	38	45,980
2017	1,020	46	46,920
2018	1,010	49	49,490
2019	970	57	55,290

Source: USDA NASS

TOP EXPORT MARKETS

- 1 **Mexico**
\$19.6 million
- 2 **Philippines**
\$16.9 million
- 3 **Japan**
\$14.7 million
- 4 **Nigeria**
\$11.4 million
- 5 **Taiwan**
\$7.9 million

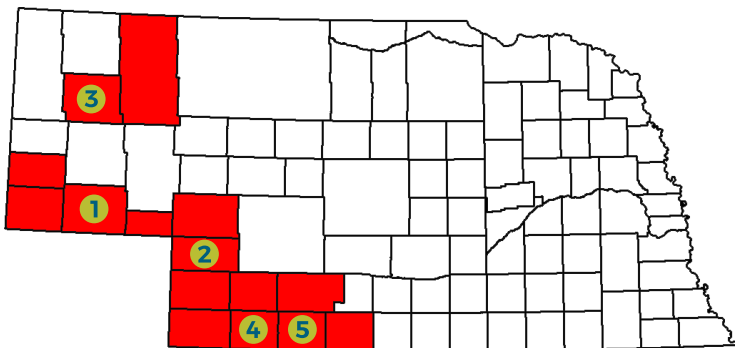


Total Export Value
\$149.8 million

- 6 **South Korea**
\$7.2 million
- 7 **Indonesia**
\$6.8 million

Source: USDA Foreign Ag Service

TOP COUNTIES - PRODUCTION



Source: USDA NASS

DID YOU KNOW?

Approximately 50% of Nebraska's wheat is exported annually.



Source: Nebraska Wheat Board